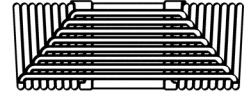


# MADE IN USA CLASSIC SERIES OWNERS MANUAL



This product is covered by one or more Patents, see [powerblock.com/patentmarkings.php](http://powerblock.com/patentmarkings.php)  
Other Patents pending Worldwide.

**WARNING:** Before using this product, read the Owner's Manual and all labels. Failure to follow all safety precautions and instructions can result in serious injury. Improper use of any exercise equipment could cause serious bodily injury to you or others around the equipment.

**WARNING:** There is a risk assumed by individuals who use this type of equipment. To minimize the risk, please follow these rules:

1. Consult with your physician before starting any exercise program.
2. Do not use any equipment with loose, worn, damaged or missing parts (including nuts, bolts and all cables).
3. Be alerted to the possibility of injury. Do not be careless.
4. Minors and children should not be allowed to use, play on or around this equipment. Falling weights can result in serious or fatal injury.
5. Contact your dealer or call 507.451.5152 for regular safety updates and new product information or if you have any questions regarding the safe and proper use of this product.

Thank you for purchasing the PowerBlock. If you have questions concerning the PowerBlock, please call Customer Service at 507.451.5152. Our goal is to insure your complete satisfaction.

**WARNING:** THIS PRODUCT IS NOT DESIGNED FOR COMMERCIAL USE. Using this product in a commercial setting will void all warranties and can result in serious injury.

\*To activate warranty please visit [www.powerblock.com](http://www.powerblock.com), or call customer service at 507-451-5152\*

## POWERBLOCK CARE AND MAINTENANCE

1. Do not drop the PowerBlock. Dropping Classic Sets from a height of more than 6 inches will void the warranty.

Dropping an un-nested weight selection from any height could result in permanent deflection of the unit and will void the warranty.

2. Should any weld break, stop using the PowerBlock immediately and see warranty instructions.

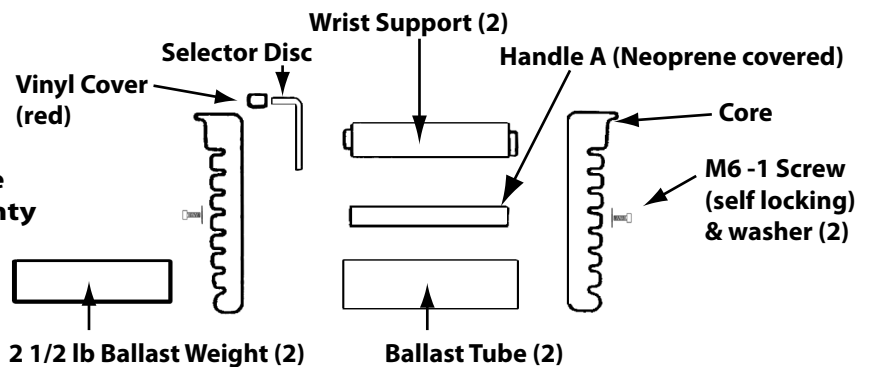
**CAUTION:** Use of PowerBlocks with any cracked or broken weld could result in falling weights and/or injury.

3. Inspect equipment daily for loose or worn parts (including bolts). Replace worn parts at first sign of wear. Failure to replace worn parts may result in injury. Tighten loose bolts.

4. Apply "Armor All" to painted weight plate assemblies (do not apply over band on side rails)  
This will remove cosmetic scratches and serve as a lubricant for nested assemblies.

5. If Paint chipping does occur as a result of normal use, black liquid paint can be used for touch-up. As a result of shipping or extended use the nesting of the weight plates may cause some scuffing of the powder painted finish. Use of an "Armor All" type product will help restore this condition and provide the best performance.

Figure 4



Classic 90/Elite  
Set Handle shown

**MADE IN USA**

# SAFETY FEATURES AND PROPER USE

1. Removing or replacing the handles and weight from the nest must be done from a straight motion (see figure 1). Turning the handle sideways may jam the assembly. When removing any amount of weight from nested assembly (See figure 2), always check to insure that the weight selection pin is fully engaged beneath the lowest suspended weight. Lift handle and weights five (5) inches above the nest and visually inspect for correct placement of weight selection pin. If pin is improperly located, return weighted handle to nest and correctly insert weight selector pin.

**CAUTION:** Do not use if weights are jammed. Using while jammed may result in falling weights and/ or injury.

2. Lift from handle only (see figure 4)

**CAUTION:** Lifting from any other part of the PowerBlock may result in falling weights and/or injury.

3. The weight selection pins contain magnetic blocks. Make sure the magnetic blocks contact the round side rails. See figure 2 and figure 3 for correct and incorrect magnetic block and weight selection pin orientation.

**CAUTION:** If the magnetic blocks disengage from the side rails (figure 3), stop use immediately. Place PowerBlock on nearest flat surface and fully engage magnetic blocks to side rails. Failure to maintain full and correct contact (see figure 2 & 3) between magnetic blocks and side rail may result in weights falling and/or injury.

4. Your Powerblock features tether cords (see Figure 2 & 3) that will prevent the selector pin from being misplaced. The tether cord also serves as a safety retainer for the weight selector pin in the event the magnetic blocks ever lose contact with the side rails.

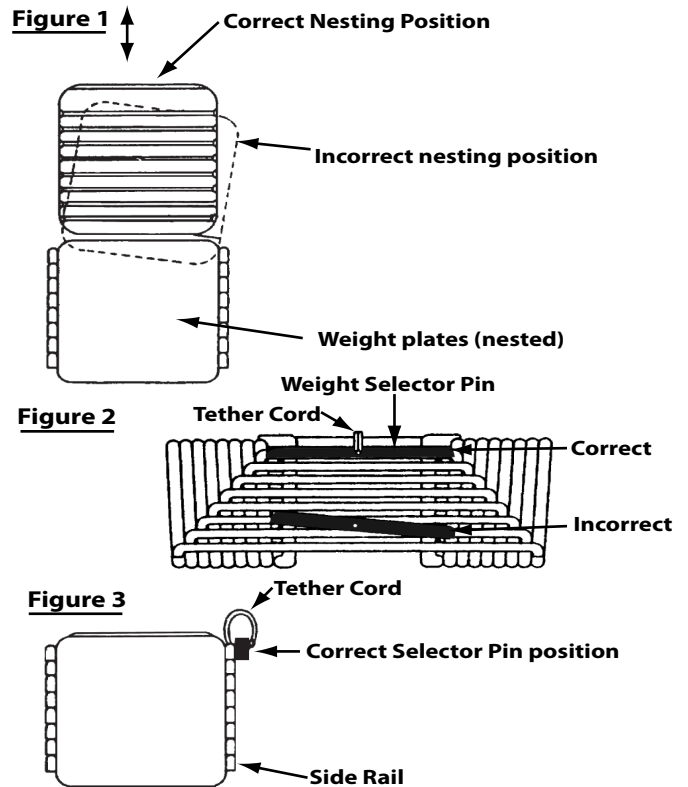
**CAUTION:** Do not use PowerBlock without tether cords being in good working condition and attached to the top side rail and weight selector pin. Weight selector pin may fall out of PowerBlock if used without tether cord and may result in falling weights and/or injury.

5. Do not bang PowerBlocks together during any exercise, any contact between a PowerBlock and another PowerBlock or a piece of equipment or a body part could result in the selector pin(s) dislodging.

**CAUTION:** Banging PowerBlocks could dislodge pins and result in falling weights and/or injury.

7. Your PowerBlock is available with an optional PowerBlock Stand. For ease of weight selection and convenience the PowerBlock stand is highly recommended. If the stand is used on hardwood floors, place a rubberized mat under the stand base to prevent damage to your floors. Stand mats available online [www.powerblock.com](http://www.powerblock.com)

**CAUTION:** Do not allow children or minors to use or play with the PowerBlock Stand. Falling weights can result in injury or damage.



## POWERBLOCK LIMITED WARRANTY

PowerBlock, Inc. World Headquarters 1071 32nd Ave NW, Owatonna, MN 55060 Ph: 507.451.5152 Fax: 507.451.5278  
**Warranty is restricted to the ORIGINAL OWNER of the product and IN HOME USE ONLY**

1. **LIMITED (10) YEAR WARRANTY** on weights, frame and handle assembly. For the first ten years from the original date of purchase, if the weight plates, handle assembly, or frame should crack or break, it will be repaired OR replaced by Manufacturer.
2. If the following parts are defective in material or workmanship, Manufacturer will supply replacement parts: weight selector pins, hand grips, foam wrist supports, color bands, other parts not listed.
3. **CONDITIONS AND EXCEPTIONS.** a.) Any product misuse, abuse or alteration, any attempt to repair, by a person other than an authorized manufacturer's service center, any improper assembly, accident or any other condition resulting from occurrences beyond the control of the manufacturer will void this Limited Warranty. An example of abuse would be dropping the product. b.) This Warranty shall apply only in the United States, its territories or possessions, and Canada. c.) Chipping, peeling and scratching of paint and/or color bands is not warranted. d.) See CARE AND MAINTENANCE for specific examples of actions that would result in voiding warranty.
4. **REPLACEMENT AND REPAIR EXPENSES.** Manufacturer will provide only replacement parts or repair under this warranty, and will pay for shipping of replacement parts to the consumer. The consumer is responsible for all other costs. Such costs may include, but are not limited to: a.) labor charges for service, removal, repair or re installation of the Manufacturer product or any component part; b.) Shipping, delivery handling and administrative charges for returning part to manufacturer; and c.) all necessary or incidental costs related to installation of replacement part.
5. **SHIPPING.** If shipping by the consumer is deemed necessary (at sole discretion of manufacturer), parts should be shipped in their original carton or equivalent packaging, fully insured with shipping charges prepaid. Manufacturer will not assume any responsibility for any loss or damage occurred in shipping.
6. **CLAIM PROCEDURE.** If service on your product is required during warranty period, please contact our Customer Service Department at 507.451.5152 for instructions regarding returning or replacing parts. Please have available the following information: 1.) the dealers name; 2) the date of purchase 3) a description of the nature of the problem.
7. **CONSUMERS RIGHTS.** This limited Warranty gives you specific legal rights. You may also have other rights, which vary from state to state.
8. **LIMITATION OF IMPLIED WARRANTIES.** All implied warranties, except to the extent prohibited by applicable law, shall have no greater duration than the warranty periods set forth above. There are no warranties which extend beyond description in this Limited Warranty. Because some states do not allow limitations on how long an implied warranty lasts, the above limitation may not apply to you.
9. **DISCLAIMER.** No other expressed warranty has been made or will be made on behalf of PowerBlock, Inc. (manufacturer) with respect to any other product. PowerBlock, Inc. shall not be responsible for injury, inconvenience, loss or damage to personal property, whether direct or indirect, and incidental or consequential damages, so the above limitation or exclusion may not apply to you.