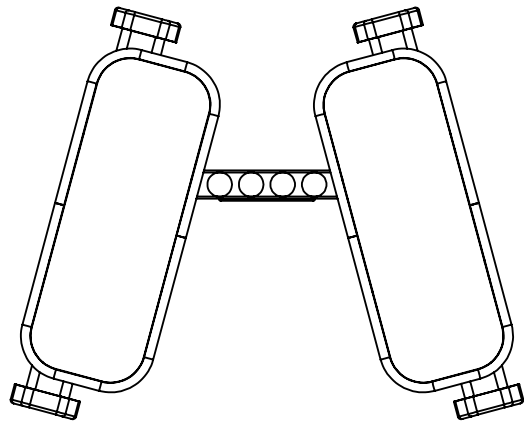
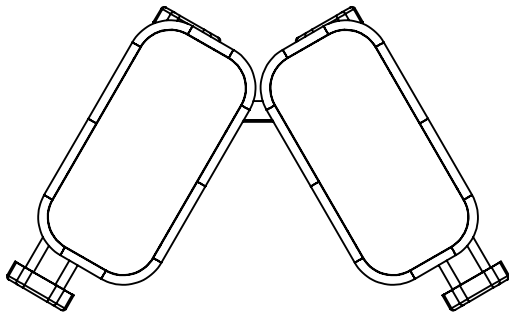
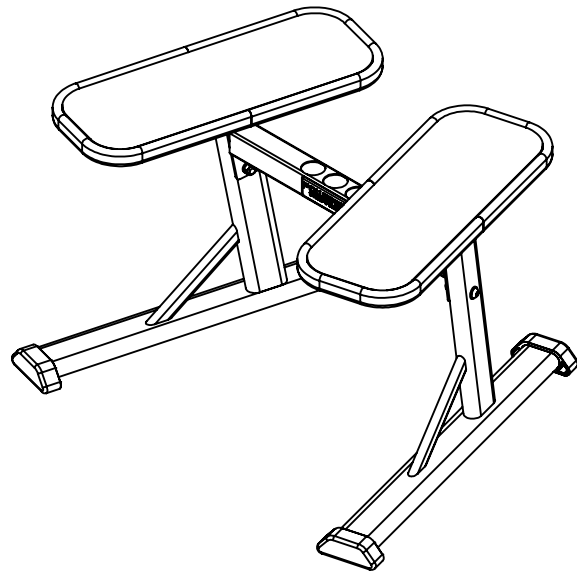
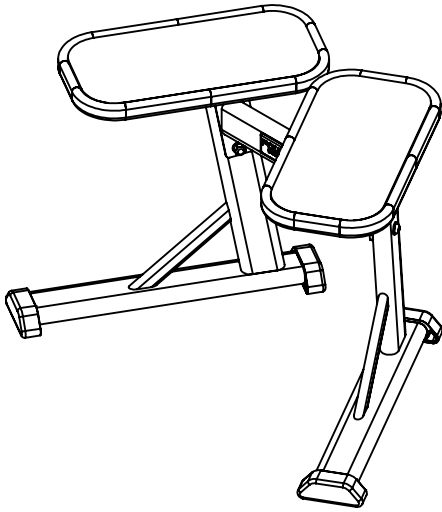


POWERBLOCK®

POWERSTAND/POWERMAX STAND ASSEMBLY COVER PAGE



POWERSTAND
PN: 600-00184-01

POWERMAX STAND
PN: 600-00185-01

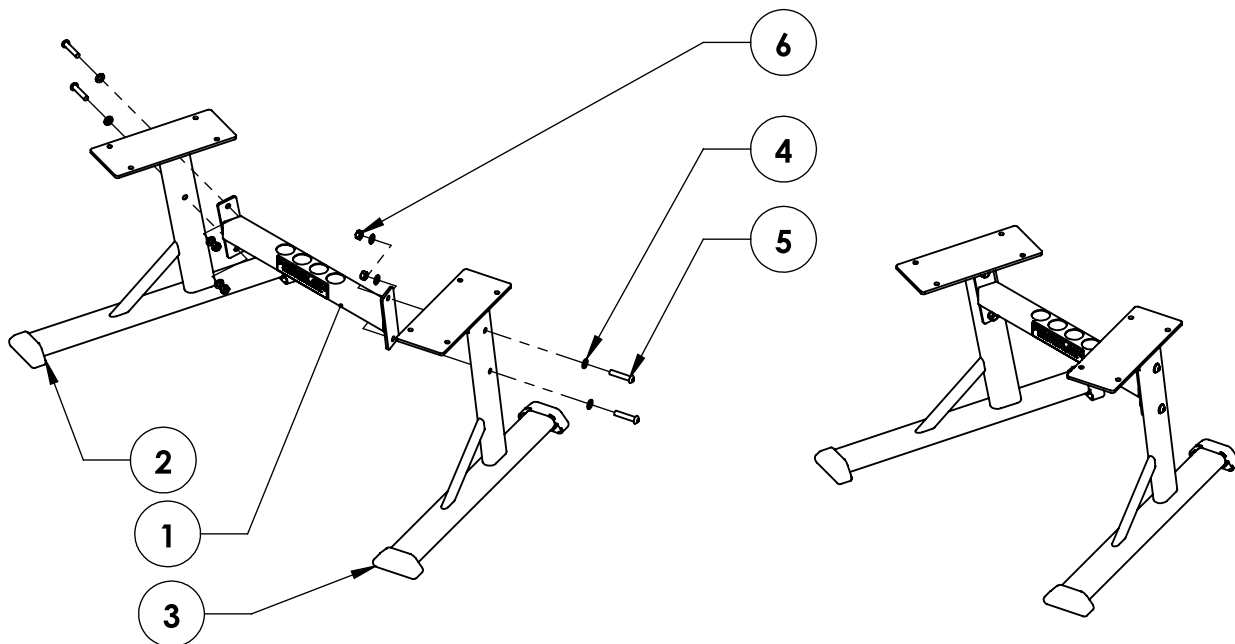


POWERSTAND/POWERMAX STAND ASSEMBLY STEP ONE

ITEM NO.	DESCRIPTION	QTY.
1	STAND SPACER SUPPORT	1
2	STAND LEFT LEG	1
3	STAND RIGHT LEG	1
4	M10 BUTTON HEAD SCREWS, 50 mm Long	4
5	M10 WASHERS	8
6	M10 LOCK NUTS	4

TOOLS NEEDED: ONE 17 mm WRENCH AND ONE 6 mm HEX ALLEN WRENCH.

1. ATTACH LEFT LEG (ITEM 2) TO SPACER SUPPORT (ITEM 1) WITH SUPPLIED HARDWARE.
DO NOT TIGHTEN HARDWARE.
2. ATTACH RIGHT LEG (ITEM 3) TO SPACER SUPPORT (ITEM 1) WITH SUPPLIED HARDWARE.
3. **TIGHTEN ALL HARDWARE.**



POWERBLOCK®

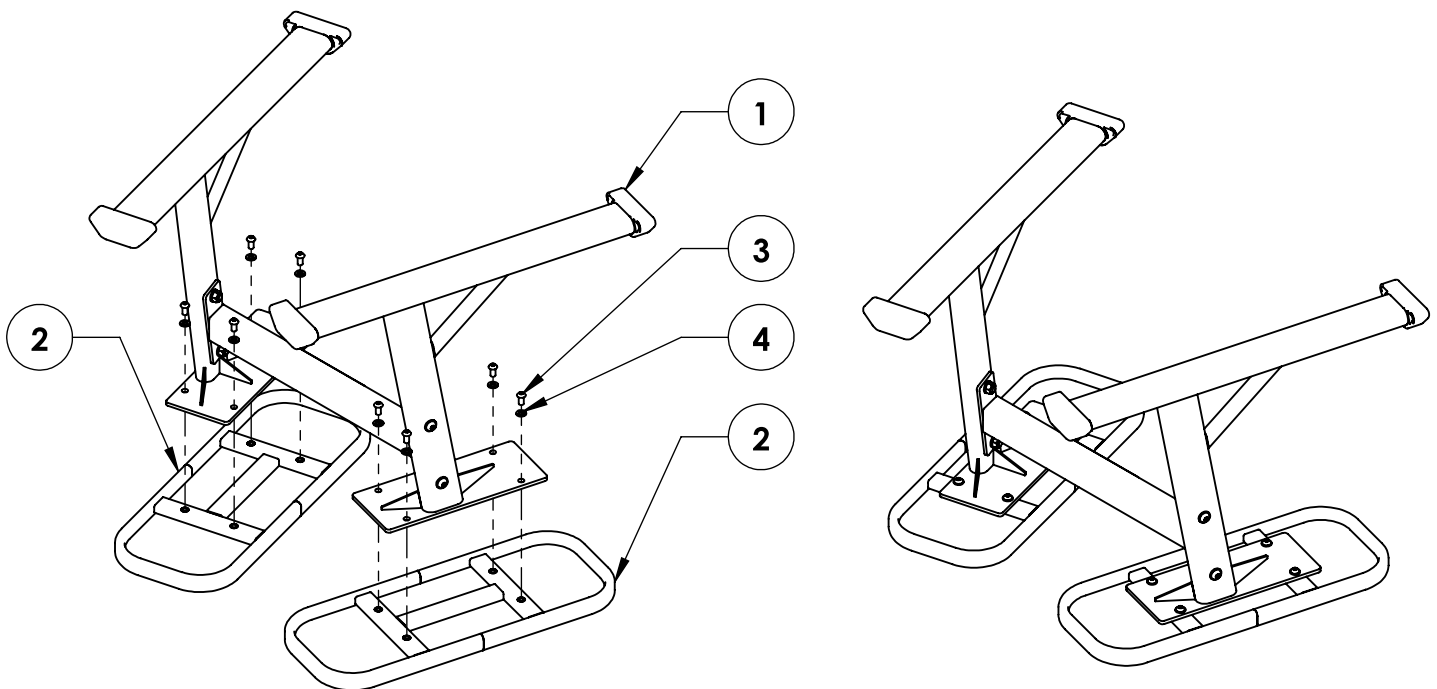
POWERSTAND/POWERMAX STAND ASSEMBLY STEP TWO

ITEM NO.	DESCRIPTION	QTY.
1	STAND LEG ASSEMBLY	1
2	STAND TRAYS	2
3	M8 BUTTON HEAD SCREWS	8
4	M8 WASHERS	8

TOOLS NEEDED: ONE 5 mm ALLEN WRENCH.

1. PLACE BOTH STAND TOPS UPSIDE DOWN ON A FLAT SURFACE.
2. ATTACH BOTH TRAYS (ITEM 2) TO LEG ASSEMBLY (ITEM 1) WITH SUPPLIED HARDWARE.
3. **TIGHTEN ALL HARDWARE.**

FOR USE ON FIRM AND FLAT SURFACE ONLY.





IMPORTANT SAFETY INSTRUCTIONS

1. Read and fully understand all instructions contained in this manual prior to using the product. Be alerted to the possibility of injury. Do not be careless.
2. The stand is designed for storing PowerBlock dumbbells with a max weight of 50 pounds per dumbbell for the PowerStand and a max weight of 100 pounds per dumbbell for the PowerMax Stand. PLEASE DO NOT PLACE OTHER GOODS ON THIS STAND.
3. Inspect the stand prior to each use. Do not use a stand with worn, damaged, or loose parts, fasteners or hardware.
4. Use the stand on a flat and firm surface only. Damage to the products and potential injury may occur.
5. Never allow the dumbbells to drop freely to the stand. Damage to the products and potential injury may occur.
6. Place the dumbbells appropriately on the stand. Do not allow the dumbbells to be placed over the edges of the trays. Damage to the product and potential personal injury may occur.
7. Before beginning your workout, make certain that your surroundings are free from potential interference.

WARNING: Never allow children to use or play near this equipment. Anyone under the age of 18 must always have parental supervision and instruction on the use of these products.

DANGER: Do not use if stand is not assembled or placed inappropriately, which may result in injury to you or others around the stand.