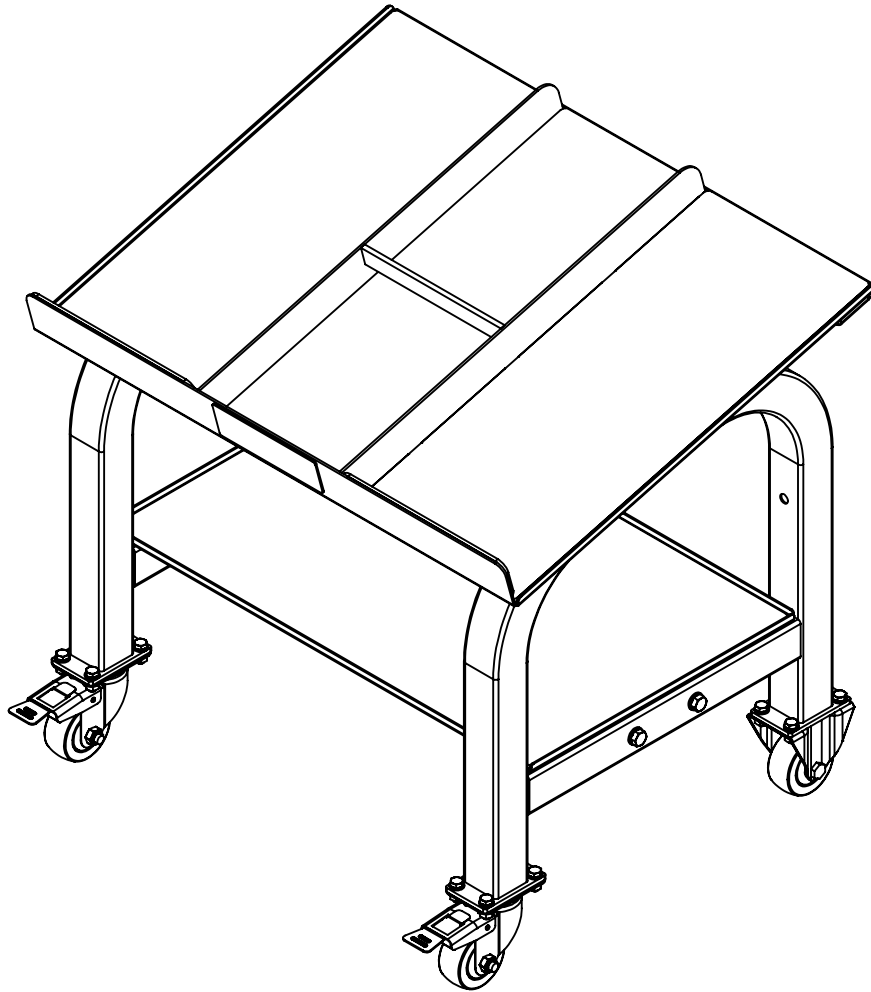


# POWERBLOCK®

## PRO MAX STAND ASSEMBLY INSTRUCTIONS



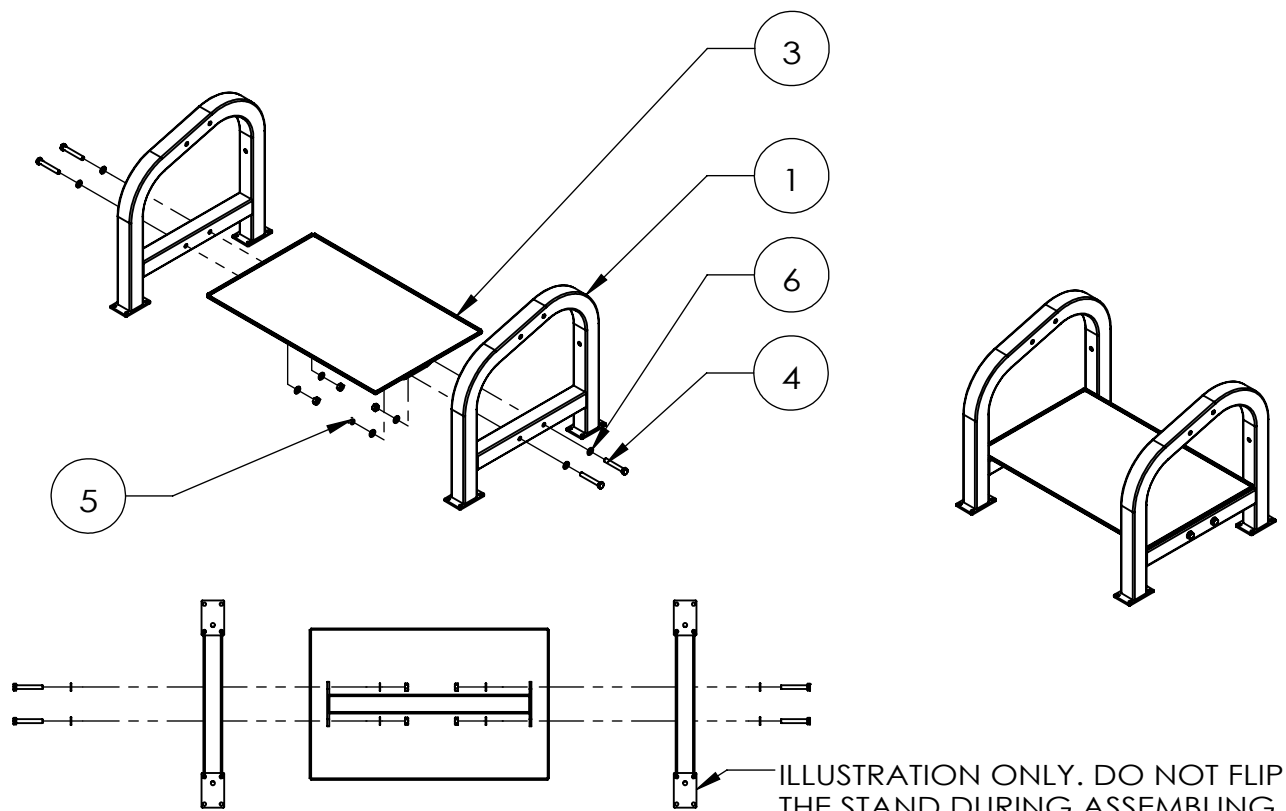
# POWERBLOCK®

## PRO MAX STAND ASSEMBLY STEP 1

ITEM NO.	DESCRIPTION	QTY.
1	STAND LEG WELDMENTS	2
2	STAND TOP TRAY	1
3	STAND BOTTM SHELF	1
4	M10 HEX HEAD BOLTS, 70 mm LONG	8
5	M10 HEX NUTS	8
6	M10 WASHERS	16

TOOLS NEEDED: TWO 17mm WRENCHES.

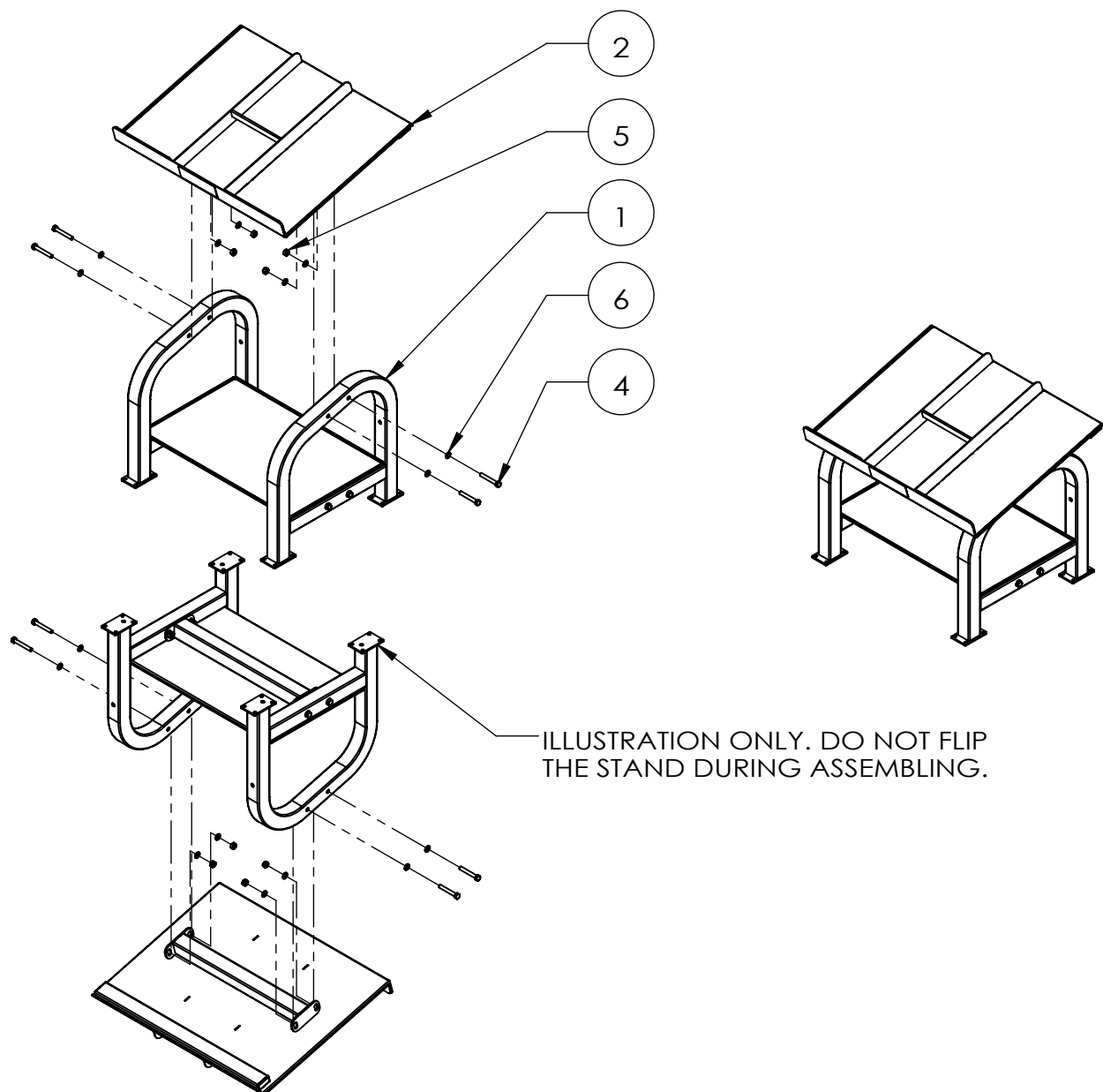
1. ATTACH THE BOTTOM SHELF (ITEM 3) TO ONE STAND LEG (ITEM 1) WITH SUPPLIED HARDWARE. DO NOT TIGHTEN HARDWARE.
2. ATTACH OTHER STAND LEG (ITEM 1) TO THE BOTTOM SHELF (ITEM 3) WITH SUPPLIED HARDWARE. DO NOT TIGHTEN HARDWARE.



# POWERBLOCK®

3. ATTACH STAND TOP (ITEM 2) TO ONE STAND LEG (ITEM 1) WITH SUPPLIED HARDWARE. DO NOT TIGHTEN HARDWARE.
4. ATTACH OTHER STAND LEG (ITEM 1) TO STAND TOP (ITEM 2) WITH SUPPLIED HARDWARE. DO NOT TIGHTEN HARDWARE.
5. TIGHTENING THE HARDWARE WHILE ENSURING ALL FOUR FEET ARE IN FULL CONTACT WITH THE GROUND.

## **FOR USE ON FIRM AND FLAT SURFACE ONLY**



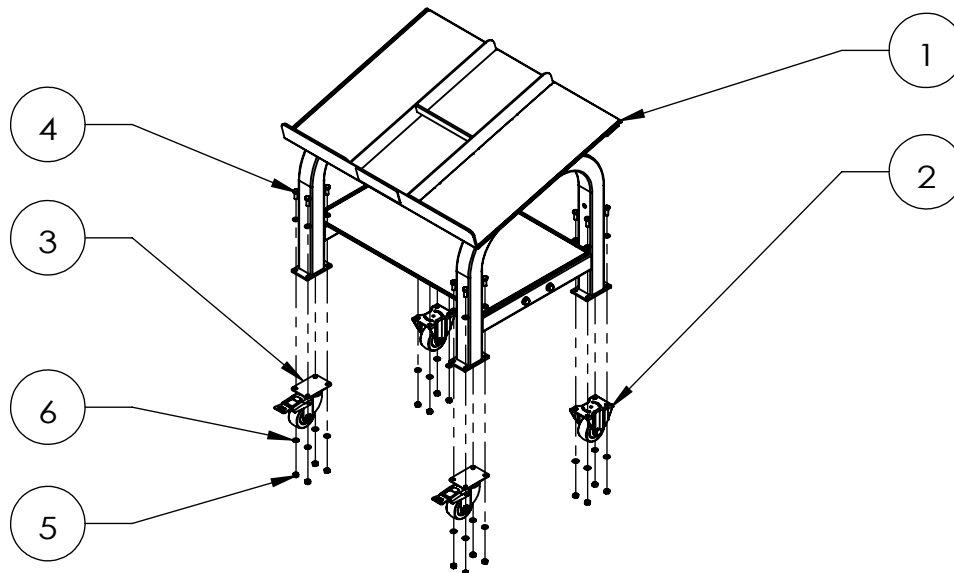
# POWERBLOCK®

## PRO MAX STAND ASSEMBLY STEP 2

ITEM NO.	DESCRIPTION	QTY.
1	PROMAX STAND	1
2	PROMAX STAND CASTERS	2
3	PROMAX STAND CASTERS WITH BRAKE	2
4	M8 HEX HEAD BOLTS, 20 mm LONG	16
5	M8 HEX NUTS	16
6	M8 WASHERS	32

TOOLS NEEDED: TWO 13mm WRENCHES.


1. ATTACH CASTERS (ITEM 2) TO STAND (ITEM 1) WITH SUPPLIED HARDWARE. **TIGHTEN** HARDWARE.
2. ATTACH CASTERS WITH BRAKE (ITEM 3) TO STAND (ITEM 1) WITH SUPPLIED HARDWARE. **TIGHTEN** HARDWARE.





## IMPORTANT SAFETY INSTRUCTIONS

1. Read and fully understand all instructions contained in this manual prior to using the product. Be alerted to the possibility of injury. Do not be careless.
2. Inspect the stand prior to each use. Do not use a stand with worn, damaged, or loose parts, fasteners or hardware.
3. MAX LOAD: 1000 lb.
4. Before beginning your workout, make certain that your surroundings are free from potential interference.

 **CAUTION:** Caster brakes should be locked prior to use of the stand. Injury may occur if caster brakes are not locked prior to use.

 **WARNING:** Injury may occur if stand top tray and lower storage shelf are not emptied prior to moving the stand. Stand should be moved in a slow and controlled manner.

 **WARNING:** Never allow children to use or play near this equipment. Anyone under the age of 18 must always have parental supervision and instruction on the use of these products.

 **WARNING:** Injury may occur if stand is not assembled per the instruction manual. If you have any questions regarding the assembly, please contact customers service at 1-800-997-3999 .

 **WARNING:** Use the stand on a **FLAT AND FIRM SURFACE ONLY**. Damage to the products and potential injury may occur.